



 **TITAN**<sup>®</sup>

ELECTRIC AIRLESS





# THE BEST AND LONGEST WARRANTY IN THE INDUSTRY

## Four-year Manufacturer's Defect

We pledge that our sprayers are free from defects in materials and workmanship. This excludes normal wear items and consumables such as filters, piston, packings, tips, etc.

## Lifetime DuraLife Brushless HE and PMDC Brushless Motor Warranty

If the motor fails for any reason (including wear) for as long as you own the sprayer, we will replace the motor at no cost to you.

## Limited Lifetime DCX Motor Warranty

If the motor fails from normal usage for as long as you own the sprayer, we will replace the motor at no cost to you.

## Gas Engine Warranty

3-year Honda® and 2-years all others.

## Two-year Turbine Warranty

## Lifetime Drive Train Warranty

If the drive train fails from normal usage for as long as you own the sprayer, we will replace the drive train at no cost to you.

## Lifetime Warranty on PermaStroke™ Technology Fluid Pump

Get a lifetime warranty on the PermaStroke Technology fluid pump. If the fluid pump fails for any reason (including wear) for as long as you own the sprayer, we will replace the fluid pump at no cost to you.

## 35-day Satisfaction Guarantee

If for any reason the sprayer does not perform up to your expectations within 35 days, the sprayer can be exchanged for the identical model or full credit toward the purchase of a Titan sprayer of larger size and value.

## Express Parts Program

- ▶ More than 550 Authorized Service Centers nationwide
- ▶ The most common repair parts are guaranteed to be in stock 100% of the time
- ▶ If for any reason your preferred Authorized Service Center is out of stock, free 2nd day air is available when ordered by 3:00 pm (EST)

**SEE BACK PAGE FOR OUR PLATINUM AND ELITE PROGRAMS.**



# TITAN®

ELECTRIC AIRLESS



Impact 440

## 04 IMPACT® SERIES

---

Titan airless paint sprayers that offer the innovation and dependability a contractor needs to perform tough jobs.

## 15 POWRBEAST™ SERIES

---

Power meets durability with the PowrBeast heavy duty gas powered direct immersion sprayer.

## 16 POWRTWIN® SERIES

---

Sprayers with a well-earned reputation for durability and dependability for serious contractors.

## 20 FINE FINISH SPRAYERS

---

Renowned in the industry for delivering beautiful finishes quickly, easily and dependably—every time.

## 22 SPRAYER SPECS

---

Compare Titan's electric airless offering and make sure you get the perfect pump for you and your jobs.

## OUR MISSION

---

When your business depends on the tools you use,  
you need to be able to count on the people who make them.

Our relentless commitment to helping every professional painter  
be their best leads to better work, improved ROI and growing business.

# IMPACT® SERIES

These high-performance and heavy-duty electric airless paint sprayers are designed for sustained operation on a wide variety of projects, from a single room in a house to a warehouse or manufacturing facility. The Impact Series electric airless sprayers are durable with jobsite features that keep contractors spraying.



# MAXIMIZE YOUR INVESTMENT WITH THE IMPACT SERIES.

Business is demanding and you need the kind of performance you get from Titan sprayers. It's time to invest in the expanded features and performance that will make a major IMPACT on your profit margin.



## Quad+ Packings™ / Permalife™ Cylinder

No wearable cylinder and self-adjusting/self-compensating packings deliver the longest life and lowest repair costs in the industry.



## Field Serviceable

Whether you are replacing the entire fluid section or the packings only, it's fast and easy with the T-slot piston and modular design.



## DigiTrac™ Integrated Digital Display

Advanced diagnostics, set actual working pressure readings, resettable gallon and run time counter and more.

Available on Impact models 640, 840 and 1040.



## Sureflo™ Pusher Valve

Primes the first time, every time. Unstick the lower ball valve with a push of a button. No need for a hammer.

Available on the Impact 440, 540 & 640 models.



## AutoOiler™

Deliver oil from the reservoir to the packings with the push of a button.

Available on the Impact 440–1140 models.



## EasyOut™ Fluid Section

T-slot piston and release mechanism makes removal fast and easy.

Available on the Impact 1140 only.

# IMPACT® 410

**0.47 GPM**

Recommended for small and medium residential and commercial projects.

## Features:

### Quad+ Packings

### All-metal Construction

With stainless steel piston rod and balls

### PermaLife™ Cylinder

Will never wear out

### Strong Metal Cart

Handles jobsite punishment

### Manifold Filter

Filter cleans paint, preventing abrasives from reaching the gun tip.

## Accessories:

### Sureflo™ Pusher Valve

0532924 (Skid), 0532925 (High Rider)

### Filter Plug 0532357

Ability to remove pump filter for heavier coatings.



## Impact 410

When it comes to getting powerful performance at an affordable price, nothing comes close to the Impact 410. Perfectly suited for residential, property maintenance and small commercial applications, the Impact 410 applies all lacquers, stains, standard primers, paints and architectural coatings with ease.



The Impact 410 comes with RX-80 Gun, 517 TR<sup>1</sup> Reversible Tip and 1/4" x 50' Airless Hose.

Impact 410	
<b>SPECIFICATIONS</b>	
Max. Delivery	0.47 GPM
Max. Tip Size	0.021"
Max. Operating Pressure	3100 PSI
Motor	3/4 HP DCX
<b>WEIGHT</b>	
Skid Frame	34 lbs.
High Rider	55 lbs.
<b>CONFIGURATIONS</b>	
	<b>PART NO.</b>
Skid	0532052
High Rider	0532053

Impact® 410 High Rider



# IMPACT 440

**0.54 GPM**

Recommended for small and medium residential and commercial projects.



## Features:

### Quad+ Packings

### Sureflo™ Pusher Valve

### Electronic Pressure Control with Rapid Clean

Faster flushing and clean-up.

### AutoOiler™

### Full-sized Manifold Filter

Filter handles more paint, preventing abrasives from reaching the gun tip.

### PermaLife™ Cylinder

Will never wear out

### Extra Deep Holster

Keeps strainer in liquid to keep pump moist.

(skid model only)

## Impact 440

Step up to the #1 selling sprayer in the industry, the Impact 440! The Impact 440 is ideally suited for residential, property maintenance and small commercial applications. This high performance electric airless sprayer will apply all standard architectural primers, paints and coatings efficiently.

Impact 440	
<b>SPECIFICATIONS</b>	
Max. Delivery	0.54 GPM
Max. Tip Size	0.023"
Max. Operating Pressure	3300 PSI
Motor	7/8 HP, DCX Motor
<b>WEIGHT</b>	
Skid Frame	37 lbs.
High Rider	65 lbs.
Low Rider	57 lbs.
<b>CONFIGURATIONS</b>	
Skid	805-000
High Rider	805-016
Low Rider	805-019

Impact® 440 High Rider



Impact® 440 Low Rider



The Impact 440 comes with RX-80 Gun, 517 TR<sup>1</sup> Reversible Tip and 1/4" x 50' Airless Hose.

# IMPACT® 540

**0.60 GPM**

Recommended for medium residential and commercial projects.

## Features:

### DuraLife™ Brushless HE Motor

Optimized for every tip size and every painter's technique.

### Quad+ Packings

### Sureflo™ Pusher Valve

### Electronic Pressure Control with Rapid Clean

Faster flushing and clean-up.

### PermaLife™ Cylinder

Will never wear out

### Full-sized Manifold Filter

Filter handles more paint, preventing abrasives from reaching the gun tip.

### AutoOiler™

### Extra Deep Holster

Keeps strainer in liquid to keep pump moist.

(Skid model only)



Impact® 540  
Low Rider



The Impact 540 comes with RX-Pro Gun, 517 TR<sup>1</sup> Reversible Tip and 1/4" x 50' Airless Hose.



## Impact 540

The Impact 540 is a step-up performer designed for more extended use in residential, municipal, property maintenance, and small commercial applications where a greater degree of performance is required on a steady and consistent basis.

	Impact 540	Impact 640
<b>SPECIFICATIONS</b>		
Max. Delivery	0.60 GPM	0.70 GPM
Max. Tip Size	0.024"	0.027"
Max. Operating Pressure	3300 PSI	3300 PSI
Motor	1.2 HP	1.55 HP
<b>WEIGHT</b>		
Skid Frame	38 lbs.	38 lbs.
High Rider	65 lbs.	65 lbs.
Low Rider	57 lbs.	57 lbs.
<b>CONFIGURATIONS</b>		
	<b>PART NO.</b>	<b>PART NO.</b>
Skid	805-001	805-002
High Rider	805-006	805-004
Low Rider	805-003	805-005



# IMPACT 640

0.70 GPM

Recommended for medium residential and commercial projects.

## Features:

### DigiTrac™ Integrated Digital Display

(See inset below).

### DuraLife™ Brushless HE Motor

Optimized for every tip size and every painter's technique.

### Quad+ Packings

### Sureflo™ Pusher Valve

### Electronic Pressure Control with Rapid Clean

Faster flushing and clean-up.

### PermaLife™ Cylinder

Will never wear out

### Full-sized Manifold Filter

Filter handles more paint, preventing abrasives from reaching the gun tip.

### AutoOiler™

### Extra Deep Holster

(Skid model only)



## Impact 640

The Impact 640 continues the climb to increased performance. This mid-range unit is perfect for residential, property maintenance, rental, and light commercial applications and is equipped with digital technology for improved efficiency.

### Digitrac™ Integrated Digital Display

Includes anti-theft lock to protect your investment.

- ▀ Advanced diagnostics
- ▀ Set pressure and actual working pressure readings
- ▀ Resettable gallon and run time counter
- ▀ Programmable service time (hour meter)



Impact® 640  
Low Rider



The Impact 640 comes with RX-Pro Gun, 517 TR Reversible Tip and 1/4" x 50' Airless Hose.

# IMPACT® 740

**0.80 GPM**

Recommended for medium and some large residential, commercial and industrial projects.

## Features:

### DuraLife™ Brushless HE Motor

Optimized for every tip size and every painter's technique.

### Electronic Pressure Control

Consistent pressure. Zero deadband.

### Quad+ Packings

### AutoOiler™

### Fast Removable Fluid Section

T-slot piston and coarse thread make removal fast.

### PermaLife™ Cylinder

Will never wear out

### Telescoping Handle

### Easy-load Cart

Clean back loads in and out of vehicles easily. (Available on high rider model only)

### Hose Wrap

Holds up to 150-feet of airless hose.



## Impact 740

The Impact 740 is designed for extended, heavy-duty performance on larger residential and commercial projects. This is the sprayer contractors turn to when the time comes to enter the big leagues.



Impact® 740  
Low Rider



Both the Impact 740 and 840 come with RX-Pro Gun, 517 TR<sup>1</sup> Reversible Tip and 1/4" x 50' Airless Hose.

	Impact 740	Impact 840
<b>SPECIFICATIONS</b>		
Max. Delivery	0.80 GPM	1.00 GPM
Max. Tip Size (1 Gun)	0.029"	0.032"
(2 Guns)	0.017"	0.021"
Max. Operating Pressure	3300 PSI	3300 PSI
Motor	2.0 HP	2.3 HP
<b>WEIGHT</b>		
High Rider	83 lbs.	83 lbs.
Low Rider	81 lbs.	81 lbs.
<b>CONFIGURATIONS</b>		
	<b>PART NO.</b>	<b>PART NO.</b>
High Rider	805-007	805-009
Low Rider	805-008	805-010

# IMPACT 840

1.00 GPM

Recommended for medium and some large residential, commercial and industrial projects.

## Features:

### DuraLife™ Brushless HE Motor

Optimized for every tip size and every painter's technique.

### DigiTrac™ Integrated Digital Display

Includes anti-theft lock to protect your investment.

- Advanced diagnostics
- Set pressure and actual working pressure readings
- Resettable gallon and run time counter
- Programmable service time (hour meter)

### Quad+ Packings

### Fast Removable Fluid Section

T-slot piston and coarse thread make removal fast.

### PermaLife™ Cylinder

Will never wear out

### Easy-load Cart

Clean back loads in and out of vehicles easily. (Available on high rider model only)

### Hose Wrap

Holds up to 150-feet of airless hose.

### Electronic Pressure Control

Consistent pressure. Zero deadband.

### Telescoping Handle

### Large Pneumatic Tires

Impact® 840  
Low Rider



## Impact 840

The Impact 840 is a sprayer with more features and versatility for a greater variety of large residential, commercial – and even industrial – applications. This is the sprayer contractors turn to when the time comes to expand their business to tackle major projects.

### Fast Removal Fluid Section

T-slot piston and coarse thread make removal fast and easy.

Available on Impact models 740–840.



# IMPACT® 1040

**1.15 GPM**

Recommended for applications using up to 2 guns in large residential, commercial and industrial projects.

## Features:

### DuraLife™ Brushless HE Motor

Optimized for every tip size and every painter's technique.

### Electronic Pressure Control

Consistent pressure. Zero deadband.

### Quad+ Packings

### AutoOiler™

### Fast Removable Fluid Section

T-slot piston and coarse thread make removal fast.

### PermaLife™ Cylinder

Will never wear out

### Telescoping Handle

### Easy-load Cart

Clean back loads in and out of vehicles easily. (Available on high rider model only)

### Hose Wrap

Holds up to 150-feet of airless hose.

### Large Pneumatic Tires



Both the Impact 1040 and 1140 come with RX-Pro Gun, 517 TR<sup>1</sup> Reversible Tip and 1/4" x 50' Airless Hose.



## Impact 1040

For big projects requiring large tip sizes or more than one spray gun operating from a single unit, you can rely on the power and performance of the Impact 1040. This workhorse is perfect for large residential, commercial and industrial applications where speed and power are necessary to get the job done faster and with greater efficiency.

	Impact 1040	Impact 1140
<b>SPECIFICATIONS</b>		
Max. Delivery	1.15 GPM	1.20 GPM
Max. Tip Size (1 Gun)	0.033"	0.034"
(2 Guns)	0.022"	0.023"
Max. Operating Pressure	3300 PSI	3300 PSI
Motor	2.5 HP	2.6 HP
<b>WEIGHT</b>		
High Rider	98 lbs.	103 lbs.
Low Rider	----	100 lbs.
<b>CONFIGURATIONS</b>		
	<b>PART NO.</b>	<b>PART NO.</b>
High Rider	0552600	805-011
Low Rider	----	805-012

# IMPACT 1140

1.20 GPM

Recommended for applications using up to 2 guns in large residential, commercial and industrial projects.

## Features:

### DuraLife™ Brushless HE Motor

Optimized for every tip size and every painter's technique.

### DigiTrac™ Integrated Digital Display

### Quad+ Packings

### AutoOiler™

### EasyOut™ Fluid Section

(See figure 1 below).

### PermaLife™ Cylinder

Will never wear out

### Telescoping Handle

### Large Pneumatic Tires

### Easy-tilt Cart



## Impact 1140

This fully featured sprayer offers the ultimate in functionality and convenience for the longest days and biggest projects. Capable of supporting the largest tip sizes and multiple guns, you can rely on the power and performance of the Impact 1140. It's perfect for large residential, commercial and industrial applications where speed and power are necessary.

Figure 1

### EasyOut™ Fluid Section

T-slot piston and release mechanism makes removal fast and easy.

Available only on the Impact 1140.



1. Tilt back.



2. Detach quick release hoses.



3. Pull handle under body. Slide out fluid section.



Impact® 1140  
Low Rider



# POWRBEAST™ SERIES

Since their introduction, PowrBeast direct immersion hydraulic piston sprayers have been the choice for serious contractors for large scale residential, commercial and industrial applications.




## HydraStroke™ Technology

- Unmatched durability and performance powered by digitally driven hydraulics
- Versatility to spray heavy and light bodied coatings without worry of burning out clutches
- System is optimized with one moving part reducing heat and extending the life of the pump



## Severe Service™ Fluid Section

- Long and slow stroking piston maximizes power and durability
- Proven Titan technology with 35 years in the field
- Field serviceable with easy to remove/replace fluid section



## Intelligent Design

- Extremely efficient cooling system
  - Fan and shroud maximize cool air flow over warm areas
  - Radiator style active cooling hydraulic tank
- Large 12" pneumatic tires make it easy to move around job site
- Simplified pump assembly for easier service

# POWRBEAST™ SERIES

## POWRBEAST™ 4700/4700T

**1.10 GPM**

Recommended for large jobs where multiple guns are needed.



### PowrBeast 4700/4700T

The PowrBeast™ 4700 direct immersion electric airless sprayer provides unmatched durability and performance. Recommended for large projects or when you need the power to spray heavy coatings such as epoxies, enamels, elastomeric, dry fall and block fillers.

	4700	4700T
<b>SPECIFICATIONS</b>		
Max. Delivery	1.10 GPM	1.10 GPM
Max. Tip Size (1-Gun)	0.033"	0.033"
Max. Tip Size (2-Guns)	0.023"	0.023"
Max. Tip Size (3-Guns)	0.019"	0.019"
Max. Operating Pressure	3300 PSI	3300 PSI
Motor	2.0 HP Brushless AC	2.0 HP Brushless AC
Weight	177 lbs	176 lbs
Part Number	0537000	0537010



PowrBeast 4700T



The PowrBeast 4700 comes complete with RX-Pro Gun, 517 TR<sup>1</sup> Reversible Tip and 1/4" x 50' Airless Hose.

### Features:

#### HydraStroke Technology™

Efficient and versatile with no clutch to burn

#### Severe Service™ Fluid Section

Powerful slow-stroking piston

#### Radiator Style Hydraulic Reservoir

Maximizes airflow to actively cool the system

#### Submersed Foot Valve

Maximizes suction for heavy graded materials (4700T)

#### Front Mounted Motor/Pump Assembly

Easy to access for maintenance and service

#### Cooling Shroud

Directs air movement across the electric motor keeping it cooler

#### Large 12" Pneumatic Tires

For increased portability and travel over rough surfaces

#### Built-in Lift Handles

For easy loading and unloading

#### 5 Gallon Bucket Holder

The PowrBeast 4700T comes complete with M-4 Mastic Gun, SC-6+ 427 & 531 tip, Splatter Nozzle, 3/8" x 50' Hose.

# POWRTWIN™ SERIES

Since their introduction almost half a century ago, Titan PowrTwin hydraulic piston sprayers have a well-earned reputation for durability and dependability among serious contractors for large scale residential, commercial and industrial applications and multi-gun usage.





# THE SPRAYERS OF CHOICE FOR SERIOUS CONTRACTORS WITH LARGE-SCALE JOBS.

These high-performance, heavy-duty paint sprayers use long-stroke, slow-cycling hydraulic piston technology for economical operation and dependable, long-term spraying.



## Convert from Gas to Electric Power

Easily convert from Electric to Gas power. No tools required.



## Belt Guard

Easy access for converting from electric to gas power.



## Speeflo® HydraDrive™

Smooth, slow-stroking hydraulic drive provides extreme power and reliability.



## Severe Service™ 900 Pump

Cylinder and piston rod are tempered with a proprietary heat-treating process that increases pump life 150% over competitive pumps. Self-adjusting packings resist over-tightening and help prevent premature wear.

# POWRTWIN® 6900/8900 PLUS

**1.25 GPM**

Recommended for heavy coatings.

## Features:

### Slow and Long Stroking Hydraulic Piston

Maximizes fluid section life.

### Accurate Pressure Control

From 400 to 3300 PSI (27 to 248 bar)

### Easy Convertability

Convert to gas or electric power without any tools.

### Speeflo® HydraDrive™

### Severe Service™ 900 Pump

### Easy-remove Filter

Only 3 turns to remove.

### Easy-access Belt Guard

For converting from gas to electric.

### Convenient Pail Hook



The PowrTwin 6900 Plus comes with S-3 Gun, 517 TR<sup>1</sup> Reversible Tip and 1/4" x 50' Airless Hose.

PowrTwin  
6900 Plus  
3" Stroke



PowrTwin  
8900 Plus  
4" Stroke

## PowrTwin 6900 Plus

Designed and built for contractors who are serious about completing large scale painting projects quickly and profitably. PowrTwin 6900 Plus is ideal for professionals who want the slow-stroking power and long-term durability only Titan hydraulic piston sprayers offer.

## PowrTwin 8900 Plus

A step up for projects that require greater power and output, the PowrTwin 8900 Plus is our best-selling hydraulic piston sprayer, favored by contractors who want to complete large application jobs in record time with high profit margins. Finally a portable sprayer that can handle new construction all the way up to protective coatings.

# POWRTWIN 6900 PLUS DI

**1.25 GPM**

Recommended for heavy coatings.

## Direct Immersion Design for Ultra-Heavy Coatings

The choice for serious contractors. Titan's PowrTwin DI Plus models are designed to minimize the distance between the inlet valve and heavy, high solid coatings, enabling more efficient sprayer operation with less strain on the pump.

- Apply texture, architectural primers and finishes with the same sprayer
- Sprays ultra-heavy coatings including joint compound, high solid coatings, block filler, elastomerics and intumescent
  - Spray splatter, orange peel and heavy knockdown textures with optional **Splatter Nozzle** (765-360)
- Siphon ultra-heavy coatings without starving the sprayer
- Pump cleans out faster, with less water or solvent
- Better weight distribution, lower center of gravity and large pneumatic tires for ease of transportation



PowrTwin 6900 Plus DI Electric  
**3" Stroke**

### Features:

#### Submersed Foot Valve

Eliminates all pressure loss.

#### Slow-stroking Hydraulic Piston

Maximizes fluid section life.

#### Accurate Pressure Control

From 400 to 3300 PSI (27 to 248 bar)

#### Easy Convertability

Convert to gas or electric power without any tools.

#### E-Z Swing Frame

Allows for less spillage during paint changes and lower height of unit for easy transportation.



■ The PowrTwin 6900 Plus DI and 8900 Plus come with RX-Apex Non-filtered Gun, 517 TR<sup>1</sup> Reversible Tip and 1/4" x 50' Airless Hose.

	PowrTwin 6900 Plus Electric	PowrTwin 8900 Plus Electric	PowrTwin 6900 Plus DI Electric
<b>SPECIFICATIONS</b>			
Max. Delivery	1.25 GPM	1.25 GPM	1.25 GPM
Max. Tip Size (1 Gun)	.036"	.036"	.036"
(2 Guns)	.026"	.026"	.026"
Max. Operating Pressure	3300 PSI	3300 PSI	3300 PSI
Engine	2.0 HP	2.0 HP	2.0 HP
<b>CONFIGURATIONS</b>			
	<b>PART NO.</b>	<b>PART NO.</b>	<b>PART NO.</b>
Electric	0290028	0290027	0290029

# FINE FINISH SPRAYERS

There will always be projects where speed trumps transfer efficiency and yet a fine finish is still the ultimate goal. Even the best HVLP sprayer can't compete with the speed of an air-assisted airless unit and for those jobs where production speed is essential, contractors and finishing professionals turn to the power and precision of Titan airless and air-assisted sprayers.

## Features:

### Airless Production

Atomizes finish coatings with ease. Maintains consistent spray patterns with less mixing and filling.

### Versatile

Apply a wide range of coating materials. From the thinnest stains and lacquers to interior and exterior latex primers and paints.

### Intelligent Design

Compact, simple and lightweight—these units are easy to use, easy to transport and easy to store.



## AirCoat™

Two systems in one! Uses low airless fluid pressure in the air-assisted mode to deliver ultra fine atomization with higher transfer efficiency. The airless mode uses high pressure to spray higher solids finish coatings. Atomize all fine finish coatings at lower pressure for great control.

Also includes suction set for pumping directly from 5 gallon bucket.

Comes with GM3600 Gun with Flat Tip Assembly and 9/20 Brilliant Tip, 1/4" x 50' Bonded Fluid and Air Hose, 5' Fluid Whip and 5' Air Whip.



## ED 655 Plus

The ED 655 Plus is a compact, lightweight, dedicated finishing system that's easy to use, easy to transport and, most importantly, dependable. For those projects and the contractors who tackle them, we designed the Titan ED 655 Plus.

Comes with RX-80 Gun, 412 Fine Finish Tip, 1/4" x 50' Airless Hose and 3/16" x 3' Airless Whip Hose.



## MultiFinish™ 440

The MultiFinish 440 offers the versatility of a piston pump to handle the widest variety of finish solutions. It combines quiet operation and air cap pressure for the finest atomization possible. The MultiFinish sprays nearly all coatings with little to no reduction.

Comes with GM3600 Gun, SC-6+ Reversible Tip, 1/4" x 50' Bonded Fluid and Air Hose, 5' Fluid Whip and 5' Air Whip. Flat tip available for more versatility in fine finish applications.

	AirCoat	ED 655 Plus	MultiFinish 440
<b>SPECIFICATIONS</b>			
Max. Delivery	0.35 GPM	0.35 GPM	0.54 GPM
Max. Tip Size	0.017"	0.017"	0.023"
Max. Operating Pressure	2800 PSI	2800 PSI	3300 PSI
Max. Air Pressure	35 PSI	----	35 PSI
Motor	1/2 HP, TEFC	1/2 HP, TEFC	7/8 HP PMDC
Fluid and Air Hose Length	50' with 5' Whip	50' with 3' Whip	50' with 5' Whip
Weight	56 lbs.	27 lbs.	90 lbs.
<b>CONFIGURATIONS</b>			
	<b>PART NO.</b>	<b>PART NO.</b>	<b>PART NO.</b>
	0508074A	0508090	0524029

## Accessories:



### GM 3600 AA Gun with Reversible Tip Guard 0524357

Design offers ergonomic comfort and a reversible tip system without sacrificing finish quality. Comes with a standard Titan airless gun filter and works with all standard reversible airless and fine finish tips.

Reversible flat tips are available. AirCap and tips sold separately.



### GM 3600 AA Gun with Flat Tip Guard 0524358




Includes a 9/20 flat tip.

### Red/Clear 50-foot Bonded Hose 0524333

# THE CONTRACTOR CHOICE FOR ELECTRIC AIRLESS PAINT SPRAYERS



	<b>Impact 410</b>	<b>Impact 440</b>	<b>Impact 540</b>	<b>Impact 640</b>	<b>Impact 740</b>	<b>Impact 840</b>	<b>Impact 1040</b>
Part Number - Skid	0532052	805-000	805-001	805-002	----	----	----
Part Number - High Rider	0532053	805-016	805-006	805-004	805-007	805-009	0552600
Part Number - Low Rider	----	805-019	805-003	805-005	805-008	805-010	----
Max Delivery (GPM)	0.47 (1.78 LPM)	0.54 (2.05 LPM)	0.60 (2.28 LPM)	0.70 (2.65 LPM)	0.80 (3.03 LPM)	1.00 (3.79 LPM)	1.15 (4.36 LPM)
Max Tip Size, 1-Gun	0.021"	0.023"	0.024"	0.027"	0.029"	0.032"	0.033"
Max Tip Size, 2-Guns	----	----	----	----	0.017"	0.021"	0.022"
Max Tip Size, 3-Guns	----	----	----	----	----	----	----
Max Tip Size, 4-Guns	----	----	----	----	----	----	----
Max. Operating Pressure (PSI)	3100 (21.4 MPa)	3300 (22.8 MPa)	3300 (22.8 MPa)	3300 (22.8 MPa)	3300 (22.8 MPa)	3300 (22.8 MPa)	3300 (22.8 MPa)
Electric Motor	3/4 HP	7/8 HP, DCX	1.2 HP DuraLife Brushless HE DC	1.55 HP DuraLife Brushless HE DC	2.0 HP DuraLife Brushless HE DC	2.3 HP DuraLife Brushless HE DC	2.5 HP DuraLife Brushless HE DC
Max. Hose Length	300' (90 m)	300' (90 m)	300' (90 m)	300' (90 m)	300' (90 m)	300' (90 m)	300' (90 m)
Max. Cord Length	200' (60 m)	200' (60 m)	200' (60 m)	200' (60 m)	300' (90 m)	300' (90 m)	300' (90 m)
Power Cord Length - Skid	6' (2 m)	9' (3 m)	9' (3 m)	9' (3 m)	----	----	----
Power Cord Length - Cart	6' (2 m)	9' (3 m)	15' (5 m)	15' (5 m)	15' (5 m)	15' (5 m)	15' (5 m)
Tires - High Rider	10" Semi-pneumatic	10" Semi-pneumatic	10" Semi-pneumatic	10" Semi-pneumatic	10" Semi-pneumatic	12" Pneumatic	12" Pneumatic
Tires - Low Rider	----	8" Semi-pneumatic	8" Semi-pneumatic	8" Semi-pneumatic	10" Pneumatic	10" Pneumatic	----
Weight - Skid (lbs)	34	42	42	42	----	----	----
Weight - Cart (lbs)	55	69	69	69	87	87	98
Gun Included	RX-80	RX-80	RX-Pro	RX-Pro	RX-Pro	RX-Pro	RX-Pro
Reversible Tip Included	517	517	517	517	517	517	517
Airless Hose Included	1/4" x 50'	1/4" x 50'	1/4" x 50'	1/4" x 50'	1/4" x 50'	1/4" x 50'	1/4" x 50'
Repair Kit - Pump	704-586	704-586	704-586	704-586	805-1010	805-1010	0558740
Manifold Filter - Pump	581-059	730-067	730-067	730-067	730-067	730-067	730-067
Repair Kit - Gun	0538215	0538215	0538221	0538221	0538221	0538221	0538221

						FINE FINISH		
								
Impact 1140	PowrBeast 4700	PowrBeast 4700T	PowrTwin 6900 Plus	PowrTwin 8900 Plus	PowrTwin 6900 Plus DI	ED 655 Plus	AirCoat	MultiFinish 440
----	----	----	----	----	----	0508090	----	----
805-011	0537000	0537010	----	----	----	----	----	0524029
805-012	----	----	0290028	0290027	0290029	----	0508074A	----
1.20 (4.55 LPM)	1.10 (4.16 LPM)	1.10 (4.16 LPM)	1.25 (4.74 LPM)	1.25 (4.74 LPM)	1.25 (4.74 LPM)	0.38 (1.44 LPM)	0.35 (1.33 LPM)	0.54 (2.05 LPM)
0.034"	0.033"	0.033"	0.036"	0.036"	0.036"	0.017"	0.017"	0.023"
0.023"	0.023"	0.023"	0.033"	0.033"	0.033"	----	----	----
----	0.019"	0.019"	0.023"	0.023"	0.023"	----	----	----
----	----	----	0.019"	0.019"	0.019"	----	----	----
3300 (22.8 MPa)	3300 (22.8 MPa)	3300 (22.8 MPa)	3300 (22.8 MPa)	3300 (22.8 MPa)	3300 (22.8 MPa)	2800 (19.3 MPa)	2800 (19.3 MPa)	3300 (22.8 MPa)
2.6 HP DuraLife Brushless HE DC	2.0 HP Brushless AC	2.0 HP Brushless AC	2.0 HP EXL-DC	2.0 HP EXL-DC	2.0 HP EXL-DC	1/2 HP, TEFC	1/2 HP, TEFC	7/8 HP PMDC
300' (90 m)	300' (90m)	300' (90m)	400' (120 m)	400' (120 m)	400' (120 m)	300' (90 m)	300' (90 m)	300' (90 m)
300' (90 m)	200' (60m)	200' (60m)	200' (60 m)	200' (60 m)	200' (60 m)	200' (60 m)	200' (60 m)	200' (60 m)
----	----	----	----	----	----	----	----	----
15' (5 m)	15' (5m)	15' (5m)	15' (5 m)	15' (5 m)	15' (5 m)	6' (2 m)	6' (2 m)	9' (3 m)
12" Pneumatic	12" Pneumatic	12" Pneumatic	----	----	----	----	----	10" Semi-pneumatic
10" Pneumatic	----	----	10" Pneumatic	10" Pneumatic	10" Pneumatic	----	----	----
----	----	----	----	----	----	27	56	90
107	177	176	148	164	165	----	56	----
RX-Pro	RX-Pro	M-4 Mastic	RX-Apex (Non-filterd)	RX-Apex (Non-filterd)	S-5	RX-80	3600 AA Gun	3600 AA Gun
517	517	427 & 531	517	517	517	412 Fine Finish Tip	9/20 Brilliant Tip	415
1/4" x 50'	1/4" x 50'	3/8" x 50'	1/4" x 50'	1/4" x 50'	1/4" x 50'	1/4" x 50' and 3/16" x 3' Whip	1/4" x 50' Bonded Fluid/ Air Hose, 5' Fluid Whip and 5' Air Whip	1/4" x 50' Bonded Fluid/ Air Hose, 5' Fluid Whip and 5' Air Whip
0558740	0537905	0537916	144-050	144-050	144-050	----	----	704-586
730-067	930-006	----	930-006	930-006	930-006	----	----	730-067
0538221	0538221	2347489	550-275	520-025	520-025	0538215	2301252	2301252

# WEAR GUARD

CONVENIENCE PROGRAM



## PLATINUM PROGRAM

**GET A SPARE FLUID SECTION**  
and save up to 80%  
when you purchase a qualifying sprayer below:

**LEVEL 1** Impact® 340, 400 **\$115<sup>00</sup>**  
CAD \$150.00

**LEVEL 6** PowrBeast™ 4700, 4700T, 7700, 9700 **\$368<sup>00</sup>**  
CAD \$478.00

**LEVEL 2** Impact® 410 **\$169<sup>00</sup>**  
CAD \$221.39

**LEVEL 7** AirCoat® 423, 620; PowrCoat™ 630 **\$411<sup>00</sup>**  
CAD \$534.00

**LEVEL 3** Impact® 440, 540, 640; MultiFinish® 440; PowrLiner® 2850 **\$246<sup>00</sup>**  
CAD \$320.00

**LEVEL 8** PowrCoat 730, 745, 940, 960, 975, 1045, 1064, 1072; Hydra™ Pro IV **\$617<sup>00</sup>**  
CAD \$802.00

**LEVEL 4** Impact® 740, 840, 1040, 1140, 1640; GPX 130; **\$261<sup>00</sup>**  
CAD \$339.00

**LEVEL 9** PowrTwin Convertor Kits **\$655<sup>00</sup>**  
CAD \$858.00

**LEVEL 5** PowrTwin® 4900, 6900, 8900, 12000 Plus; PowrLiner 4955, 6955, 8955; Impact 1040T **\$335<sup>00</sup>**  
CAD \$436.00

\*IMPACT® 440, 540 640 FLUID SECTIONS  
**INCLUDE \$375 IN ADDED FEATURES**  
MANIFOLD FILTER HOUSING | PRESSURE TRANSDUCER | SUREFLO™ PUSHER VALVE | PRIME SPRAY VALVE

## ELITE PROGRAM

**GET A PERMASTROKE KIT**  
and save up to 55%  
when you purchase a qualifying sprayer below:



**LEVEL 1** AirCoat Electric Diaphragm **\$79<sup>95</sup>**  
CAD \$107.94

**LEVEL 2** Elite™ 3000, 3500; PowrLiner 3500 **\$109<sup>95</sup>**  
CAD \$149.08



**CONNECTOR APP**  
Available for download  
[theconnectorapp.com](http://theconnectorapp.com)

Call Technical Services at  
**1-800-526-5362**  
for complete warranty information.

All information contained in this brochure is based on the latest information available at the time of printing. Titan reserves the right to make changes at any time, without notice. Due to continuous innovation, specifications may progressively change. Contact one of our dependable sales reps or call our dedicated customer service team for more information.